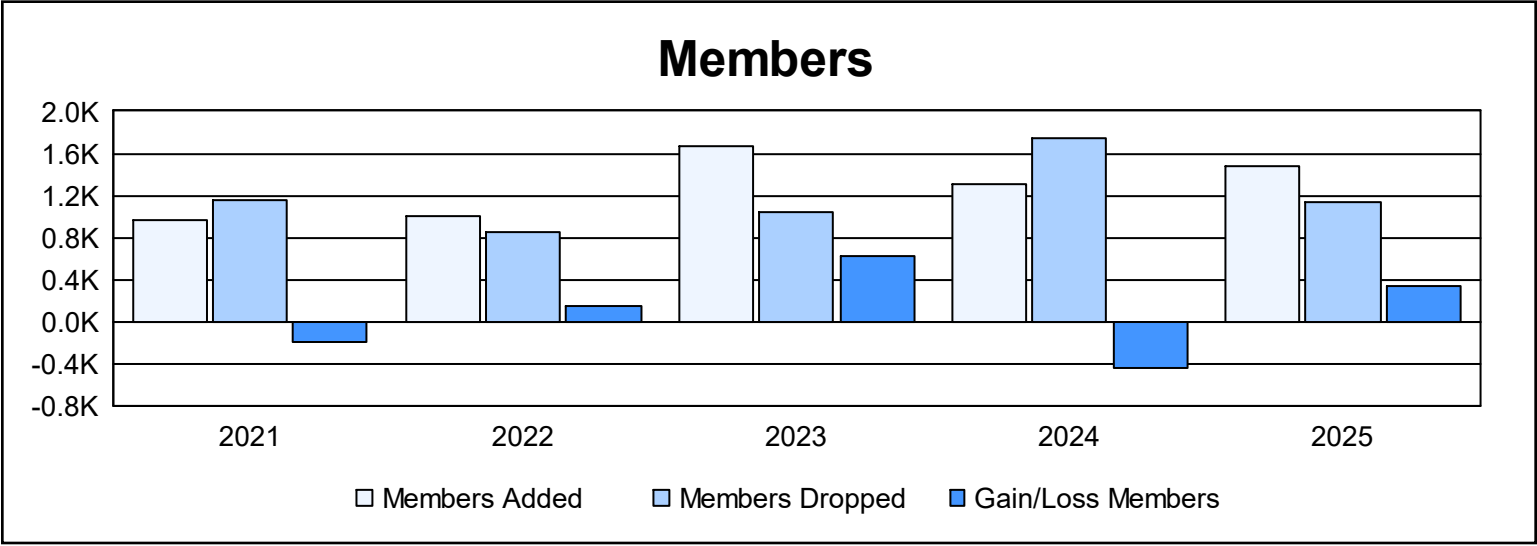
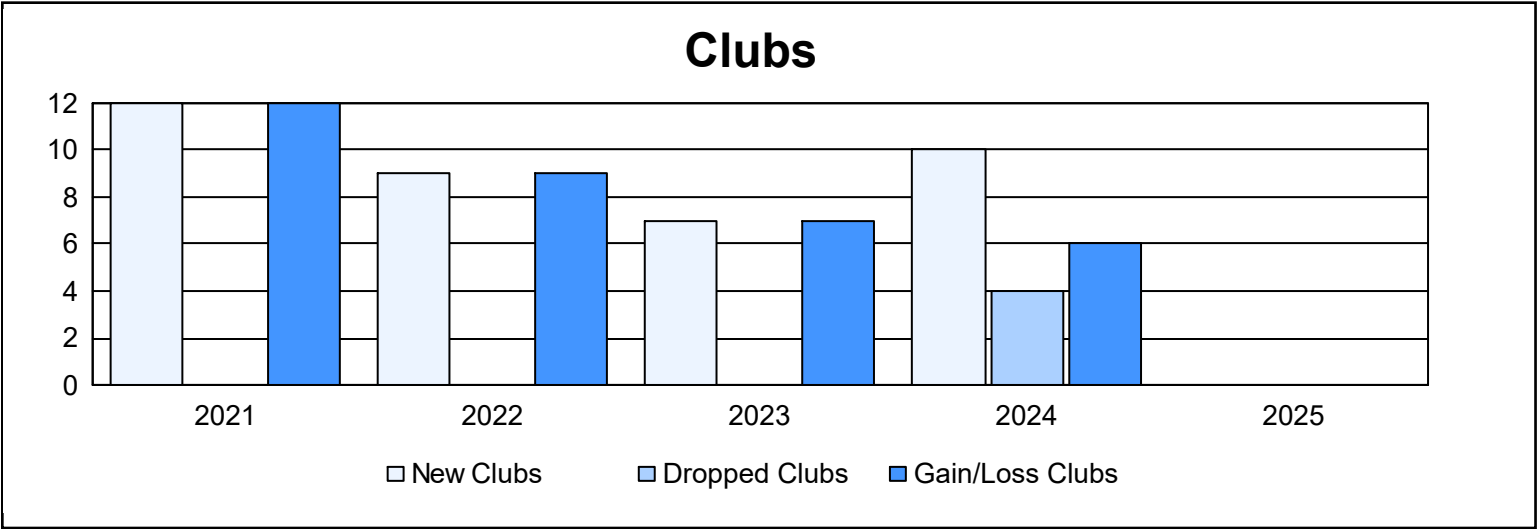
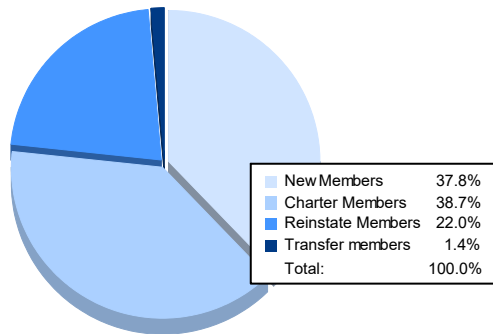


Year	New Clubs	Dropped Clubs	Gain/ Loss Clubs	New Members	Charter Members	Reinstate Members	Transfer Members	Total Member Added	Total Members Dropped	Gain/ Loss Members
2020-2021	12	0	12	520	403	45	5	973	1,161	-188
2021-2022	9	0	9	618	278	100	10	1,006	851	155
2022-2023	7	0	7	1,185	264	148	70	1,667	1,038	629
2023-2024	10	4	6	509	332	423	38	1,302	1,743	-441
2024-2025				556	570	324	21	1,471	1,130	341
Average	10	1	9	678	369	208	29	1,284	1,185	99



Membership Composition June 2025 Cumulative



Gender Composition June 2025 Cumulative

